

**Site Usage**

**3,450 Visits**

Previous: 3,806 (-9.35%)

**59.83% Bounce Rate**

Previous: 60.69% (-1.43%)

**8,408 Pageviews**

Previous: 8,870 (-5.21%)

**00:02:08 Avg. Time on Site**

Previous: 00:02:03 (3.50%)

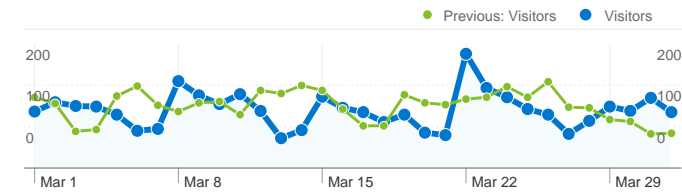
**2.44 Pages/Visit**

Previous: 2.33 (4.57%)

**58.78% % New Visits**

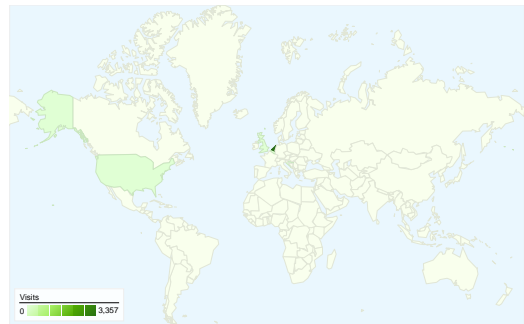
Previous: 55.12% (6.64%)

**Visitors Overview**

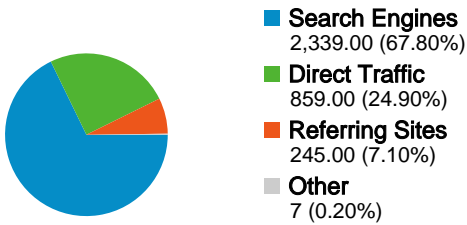


**Visitors**  
**2,344**

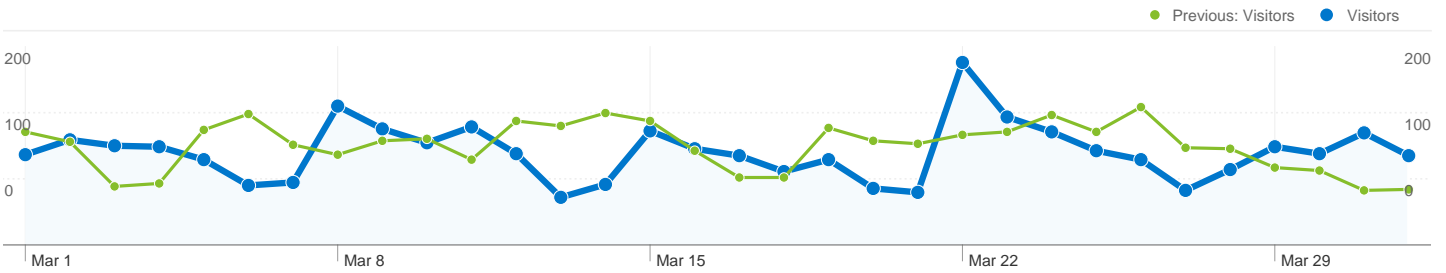
**Map Overlay**



**Traffic Sources Overview**



| Content Overview            |           |             |
|-----------------------------|-----------|-------------|
| Pages                       | Pageviews | % Pageviews |
| /                           |           |             |
| Mar 1, 2010 - Apr 1, 2010   | 1,824     | 21.69%      |
| Jan 28, 2010 - Feb 28, 2010 | 2,020     | 22.77%      |
| % Change                    | -9.70%    | -4.74%      |
| /home                       |           |             |
| Mar 1, 2010 - Apr 1, 2010   | 419       | 4.98%       |
| Jan 28, 2010 - Feb 28, 2010 | 394       | 4.44%       |
| % Change                    | 6.35%     | 12.19%      |
| /overig-nieuws/westerkrant  |           |             |
| Mar 1, 2010 - Apr 1, 2010   | 269       | 3.20%       |
| Jan 28, 2010 - Feb 28, 2010 | 365       | 4.11%       |
| % Change                    | -26.30%   | -22.25%     |
| /westerkrant                |           |             |
| Mar 1, 2010 - Apr 1, 2010   | 227       | 2.70%       |
| Jan 28, 2010 - Feb 28, 2010 | 300       | 3.38%       |
| % Change                    | -24.33%   | -20.18%     |
| /fotos-meerdere-opties      |           |             |
| Mar 1, 2010 - Apr 1, 2010   | 164       | 1.95%       |
| Jan 28, 2010 - Feb 28, 2010 | 192       | 2.16%       |
| % Change                    | -14.58%   | -9.89%      |





**2,344 people visited this site**


 **3,450 Visits**  
 Previous: 3,806 (-9.35%)

 **2,344 Absolute Unique Visitors**  
 Previous: 2,429 (-3.50%)

 **8,408 Pageviews**  
 Previous: 8,870 (-5.21%)

 **2.44 Average Pageviews**  
 Previous: 2.33 (4.57%)

 **00:02:08 Time on Site**  
 Previous: 00:02:03 (3.50%)

 **59.83% Bounce Rate**  
 Previous: 60.69% (-1.43%)

 **58.78% New Visits**  
 Previous: 55.12% (6.64%)

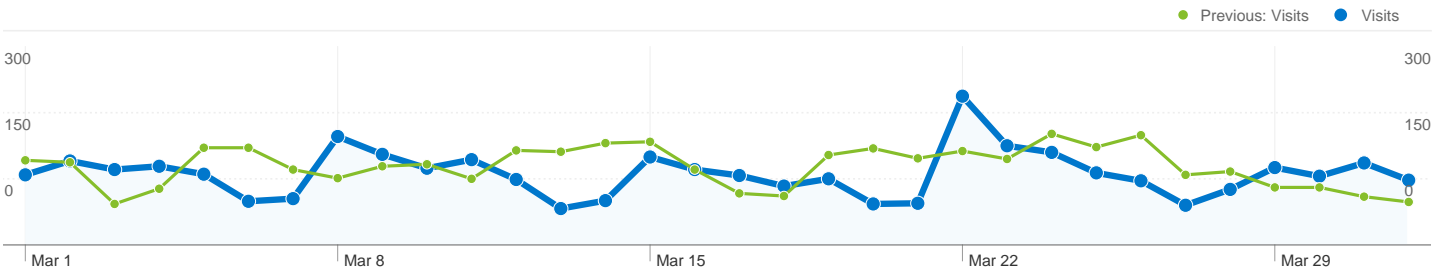
**Technical Profile**

| Browser                     | Visits  | % visits |
|-----------------------------|---------|----------|
| Internet Explorer           |         |          |
| Mar 1, 2010 - Apr 1, 2010   | 2,611   | 75.68%   |
| Jan 28, 2010 - Feb 28, 2010 | 2,847   | 74.80%   |
| % Change                    | -8.29%  | 1.17%    |
| Firefox                     |         |          |
| Mar 1, 2010 - Apr 1, 2010   | 531     | 15.39%   |
| Jan 28, 2010 - Feb 28, 2010 | 607     | 15.95%   |
| % Change                    | -12.52% | -3.49%   |




| Connection Speed            | Visits  | % visits |
|-----------------------------|---------|----------|
| DSL                         |         |          |
| Mar 1, 2010 - Apr 1, 2010   | 1,541   | 44.67%   |
| Jan 28, 2010 - Feb 28, 2010 | 1,702   | 44.72%   |
| % Change                    | -9.46%  | -0.12%   |
| Cable                       |         |          |
| Mar 1, 2010 - Apr 1, 2010   | 1,415   | 41.01%   |
| Jan 28, 2010 - Feb 28, 2010 | 1,680   | 44.14%   |
| % Change                    | -15.77% | -7.08%   |

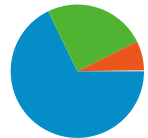
| Chrome                      |         |         |
|-----------------------------|---------|---------|
| Mar 1, 2010 - Apr 1, 2010   | 172     | 4.99%   |
| Jan 28, 2010 - Feb 28, 2010 | 163     | 4.28%   |
| % Change                    | 5.52%   | 16.41%  |
| Safari                      |         |         |
| Mar 1, 2010 - Apr 1, 2010   | 115     | 3.33%   |
| Jan 28, 2010 - Feb 28, 2010 | 158     | 4.15%   |
| % Change                    | -27.22% | -19.70% |
| Mozilla                     |         |         |
| Mar 1, 2010 - Apr 1, 2010   | 9       | 0.26%   |
| Jan 28, 2010 - Feb 28, 2010 | 19      | 0.50%   |
| % Change                    | -52.63% | -47.74% |

| Unknown                     |         |         |
|-----------------------------|---------|---------|
| Mar 1, 2010 - Apr 1, 2010   | 255     | 7.39%   |
| Jan 28, 2010 - Feb 28, 2010 | 256     | 6.73%   |
| % Change                    | -0.39%  | 9.89%   |
| T1                          |         |         |
| Mar 1, 2010 - Apr 1, 2010   | 213     | 6.17%   |
| Jan 28, 2010 - Feb 28, 2010 | 130     | 3.42%   |
| % Change                    | 63.85%  | 80.75%  |
| Dialup                      |         |         |
| Mar 1, 2010 - Apr 1, 2010   | 26      | 0.75%   |
| Jan 28, 2010 - Feb 28, 2010 | 37      | 0.97%   |
| % Change                    | -29.73% | -22.48% |



**All traffic sources sent a total of 3,450 visits**

- 
**24.90% Direct Traffic**  
 Previous: 32.26% (-22.83%)
- 
**7.10% Referring Sites**  
 Previous: 7.44% (-4.49%)
- 
**67.80% Search Engines**  
 Previous: 60.17% (12.68%)



- **Search Engines**  
 2,339.00 (67.80%)
- **Direct Traffic**  
 859.00 (24.90%)
- **Referring Sites**  
 245.00 (7.10%)
- **Other**  
 7 (0.20%)

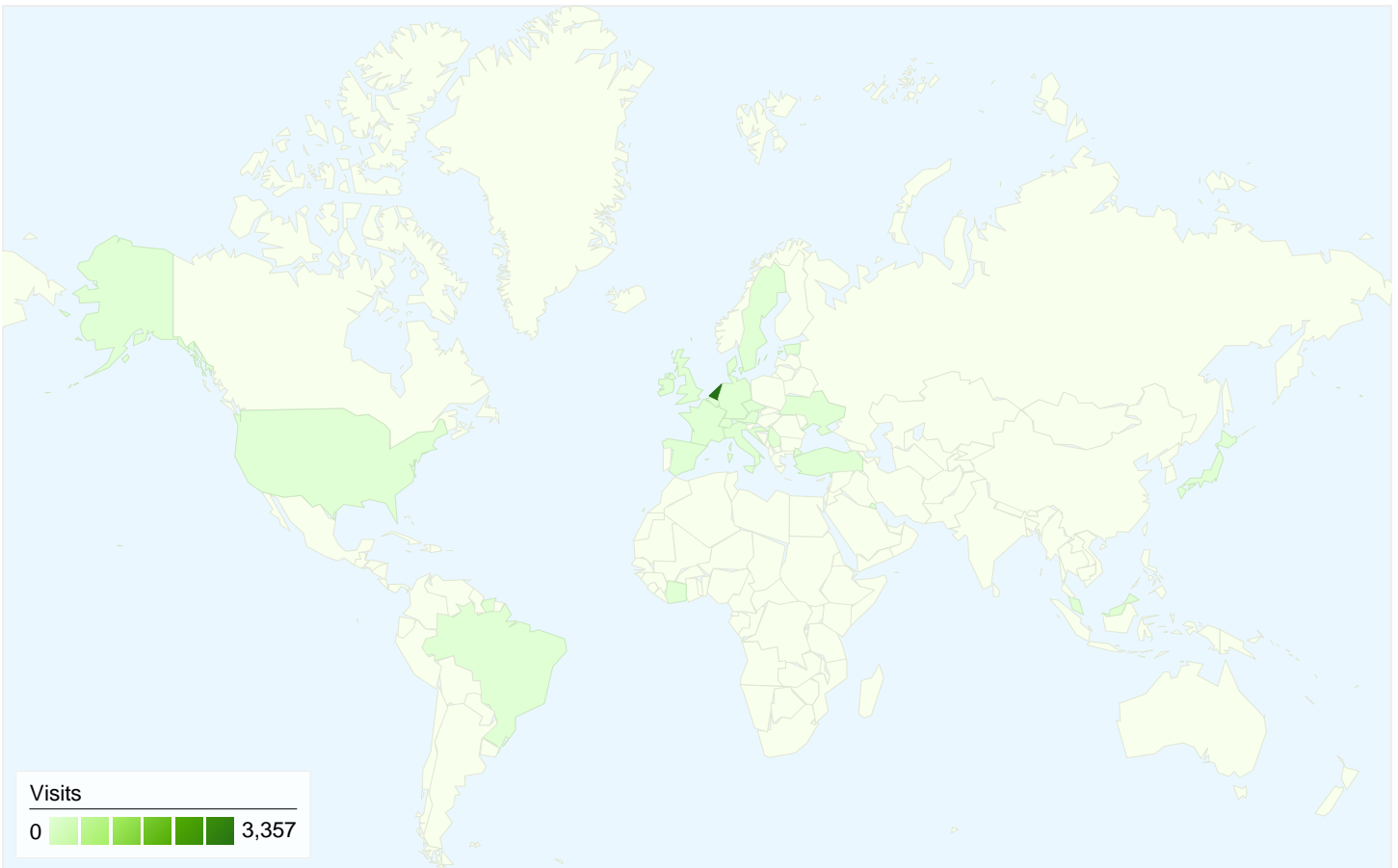
## Top Traffic Sources

| Sources                     | Visits    | % visits  |
|-----------------------------|-----------|-----------|
| google (organic)            |           |           |
| Mar 1, 2010 - Apr 1, 2010   | 2,276     | 65.97%    |
| Jan 28, 2010 - Feb 28, 2010 | 2,224     | 58.43%    |
| % Change                    | 2.34%     | 12.90%    |
| (direct) ((none))           |           |           |
| Mar 1, 2010 - Apr 1, 2010   | 859       | 24.90%    |
| Jan 28, 2010 - Feb 28, 2010 | 1,228     | 32.26%    |
| % Change                    | -30.05%   | -22.83%   |
| google.com (referral)       |           |           |
| Mar 1, 2010 - Apr 1, 2010   | 43        | 1.25%     |
| Jan 28, 2010 - Feb 28, 2010 | 2         | 0.05%     |
| % Change                    | 2,050.00% | 2,271.86% |
| search (organic)            |           |           |
| Mar 1, 2010 - Apr 1, 2010   | 26        | 0.75%     |
| Jan 28, 2010 - Feb 28, 2010 | 26        | 0.68%     |
| % Change                    | 0.00%     | 10.32%    |
| kvhoogkerk.com (referral)   |           |           |

| Keywords                    | Visits  | % visits |
|-----------------------------|---------|----------|
| hoogkerk                    |         |          |
| Mar 1, 2010 - Apr 1, 2010   | 258     | 11.03%   |
| Jan 28, 2010 - Feb 28, 2010 | 230     | 10.04%   |
| % Change                    | 12.17%  | 9.82%    |
| westerkrant hoogkerk        |         |          |
| Mar 1, 2010 - Apr 1, 2010   | 124     | 5.30%    |
| Jan 28, 2010 - Feb 28, 2010 | 153     | 6.68%    |
| % Change                    | -18.95% | -20.65%  |
| westerkrant                 |         |          |
| Mar 1, 2010 - Apr 1, 2010   | 115     | 4.92%    |
| Jan 28, 2010 - Feb 28, 2010 | 148     | 6.46%    |
| % Change                    | -22.30% | -23.93%  |
| hoogkerk groningen          |         |          |
| Mar 1, 2010 - Apr 1, 2010   | 102     | 4.36%    |
| Jan 28, 2010 - Feb 28, 2010 | 96      | 4.19%    |
| % Change                    | 6.25%   | 4.02%    |
| programma stadsbeheer 2010  |         |          |

|                             |         |         |
|-----------------------------|---------|---------|
| Mar 1, 2010 - Apr 1, 2010   | 18      | 0.52%   |
| Jan 28, 2010 - Feb 28, 2010 | 6       | 0.16%   |
| % Change                    | 200.00% | 230.96% |

|                             |         |         |
|-----------------------------|---------|---------|
| Mar 1, 2010 - Apr 1, 2010   | 59      | 2.52%   |
| Jan 28, 2010 - Feb 28, 2010 | 0       | 0.00%   |
| % Change                    | 100.00% | 100.00% |



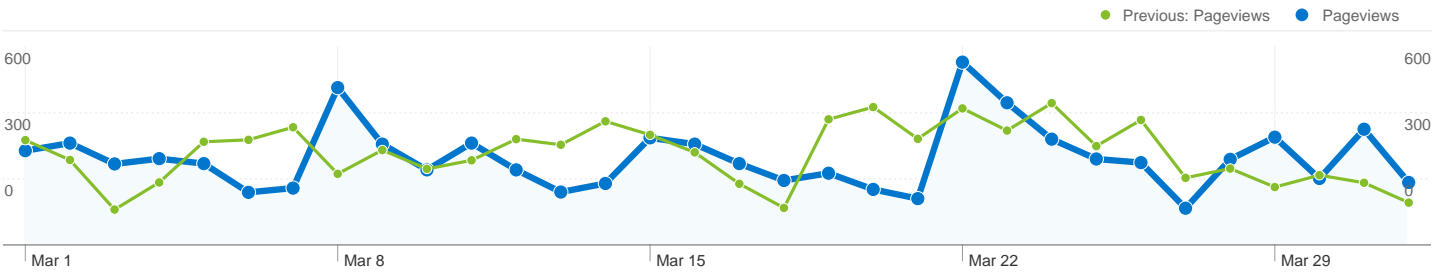
## 3,450 visits came from 27 countries/territories

Site Usage

| Country/Territory   | Visits | Pages/Visit | Avg. Time on Site | % New Visits | Bounce Rate |
|---|--------|-------------|-------------------|--------------|-------------|
| <b>Visits</b><br><b>3,450</b><br>Previous: 3,806 (-9.35%)                 |        |             |                   |              |             |
| <b>Pages/Visit</b><br><b>2.44</b><br>Previous: 2.33 (4.57%)               |        |             |                   |              |             |
| <b>Avg. Time on Site</b><br><b>00:02:08</b><br>Previous: 00:02:03 (3.50%) |        |             |                   |              |             |
| <b>% New Visits</b><br><b>58.78%</b><br>Previous: 55.12% (6.64%)          |        |             |                   |              |             |
| <b>Bounce Rate</b><br><b>59.83%</b><br>Previous: 60.69% (-1.43%)          |        |             |                   |              |             |
| Netherlands   |        |             |                   |              |             |
| March 1, 2010 - April 1, 2010   | 3,357  | 2.44        | 00:02:09          | 58.15%       | 59.67%      |
| January 28, 2010 - February 28, 2010                                      | 3,724  | 2.35        | 00:02:06          | 54.22%       | 60.26%      |
| % Change  | -9.85% | 4.10%       | 2.37%             | 7.25%        | -0.98%      |
| Belgium   |        |             |                   |              |             |
| March 1, 2010 - April 1, 2010   | 49     | 1.49        | 00:00:19          | 87.76%       | 77.55%      |
| January 28, 2010 - February 28, 2010                                      | 47     | 1.74        | 00:00:17          | 95.74%       | 74.47%      |
| % Change  | 4.26%  | -14.61%     | 9.22%             | -8.34%       | 4.14%       |
| United States   |        |             |                   |              |             |
| March 1, 2010 - April 1, 2010   | 9      | 3.89        | 00:03:04          | 66.67%       | 33.33%      |

|                                      |         |         |          |         |         |
|--------------------------------------|---------|---------|----------|---------|---------|
| January 28, 2010 - February 28, 2010 | 5       | 2.80    | 00:00:34 | 100.00% | 80.00%  |
| % Change                             | 80.00%  | 38.89%  | 442.48%  | -33.33% | -58.33% |
| Croatia                              |         |         |          |         |         |
| March 1, 2010 - April 1, 2010        | 6       | 3.67    | 00:04:45 | 16.67%  | 33.33%  |
| January 28, 2010 - February 28, 2010 | 0       | 0.00    | 00:00:00 | 0.00%   | 0.00%   |
| % Change                             | 100.00% | 100.00% | 100.00%  | 100.00% | 100.00% |
| United Kingdom                       |         |         |          |         |         |
| March 1, 2010 - April 1, 2010        | 6       | 4.50    | 00:07:23 | 83.33%  | 50.00%  |
| January 28, 2010 - February 28, 2010 | 2       | 1.00    | 00:00:00 | 50.00%  | 100.00% |
| % Change                             | 200.00% | 350.00% | 100.00%  | 66.67%  | -50.00% |
| Ireland                              |         |         |          |         |         |
| March 1, 2010 - April 1, 2010        | 5       | 1.00    | 00:00:00 | 100.00% | 100.00% |
| January 28, 2010 - February 28, 2010 | 6       | 1.00    | 00:00:00 | 100.00% | 100.00% |
| % Change                             | -16.67% | 0.00%   | 0.00%    | 0.00%   | 0.00%   |
| Germany                              |         |         |          |         |         |
| March 1, 2010 - April 1, 2010        | 4       | 1.75    | 00:00:14 | 50.00%  | 50.00%  |
| January 28, 2010 - February 28, 2010 | 6       | 1.00    | 00:00:00 | 100.00% | 100.00% |
| % Change                             | -33.33% | 75.00%  | 100.00%  | -50.00% | -50.00% |
| (not set)                            |         |         |          |         |         |
| March 1, 2010 - April 1, 2010        | 2       | 1.50    | 00:01:36 | 100.00% | 50.00%  |
| January 28, 2010 - February 28, 2010 | 0       | 0.00    | 00:00:00 | 0.00%   | 0.00%   |
| % Change                             | 100.00% | 100.00% | 100.00%  | 100.00% | 100.00% |
| Austria                              |         |         |          |         |         |
| March 1, 2010 - April 1, 2010        | 1       | 10.00   | 00:01:32 | 100.00% | 0.00%   |
| January 28, 2010 - February 28, 2010 | 1       | 2.00    | 00:00:15 | 100.00% | 0.00%   |
| % Change                             | 0.00%   | 400.00% | 513.33%  | 0.00%   | 0.00%   |
| France                               |         |         |          |         |         |
| March 1, 2010 - April 1, 2010        | 1       | 1.00    | 00:00:00 | 100.00% | 100.00% |
| January 28, 2010 - February 28, 2010 | 2       | 1.00    | 00:00:00 | 100.00% | 100.00% |
| % Change                             | -50.00% | 0.00%   | 0.00%    | 0.00%   | 0.00%   |


1 - 10 of 27




**Pages on this site were viewed a total of 8,408 times**

 **8,408 Pageviews**

Previous: 8,870 (-5.21%)

 **6,734 Unique Views**

Previous: 7,104 (-5.21%)

 **59.83% Bounce Rate**

Previous: 60.69% (-1.43%)

**Top Content**

| Pages                       | Pageviews | % Pageviews |
|-----------------------------|-----------|-------------|
| /                           |           |             |
| Mar 1, 2010 - Apr 1, 2010   | 1,824     | 21.69%      |
| Jan 28, 2010 - Feb 28, 2010 | 2,020     | 22.77%      |
| % Change                    | -9.70%    | -4.74%      |
| /home                       |           |             |
| Mar 1, 2010 - Apr 1, 2010   | 419       | 4.98%       |
| Jan 28, 2010 - Feb 28, 2010 | 394       | 4.44%       |
| % Change                    | 6.35%     | 12.19%      |
| /overig-nieuws/westerkrant  |           |             |
| Mar 1, 2010 - Apr 1, 2010   | 269       | 3.20%       |
| Jan 28, 2010 - Feb 28, 2010 | 365       | 4.11%       |
| % Change                    | -26.30%   | -22.25%     |
| /westerkrant                |           |             |
| Mar 1, 2010 - Apr 1, 2010   | 227       | 2.70%       |
| Jan 28, 2010 - Feb 28, 2010 | 300       | 3.38%       |
| % Change                    | -24.33%   | -20.18%     |
| /fotos-meerdere-opties      |           |             |

|                             |         |        |
|-----------------------------|---------|--------|
| Mar 1, 2010 - Apr 1, 2010   | 164     | 1.95%  |
| Jan 28, 2010 - Feb 28, 2010 | 192     | 2.16%  |
| % Change                    | -14.58% | -9.89% |